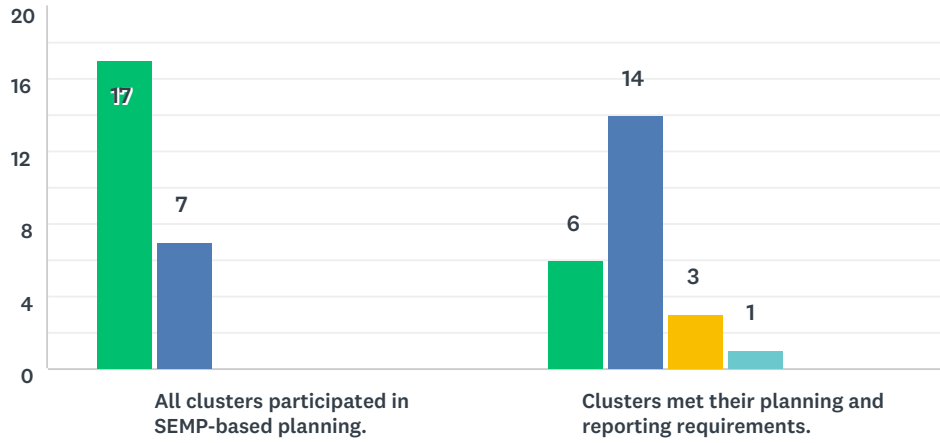


Q1 Participation

Answered: 24 Skipped: 0

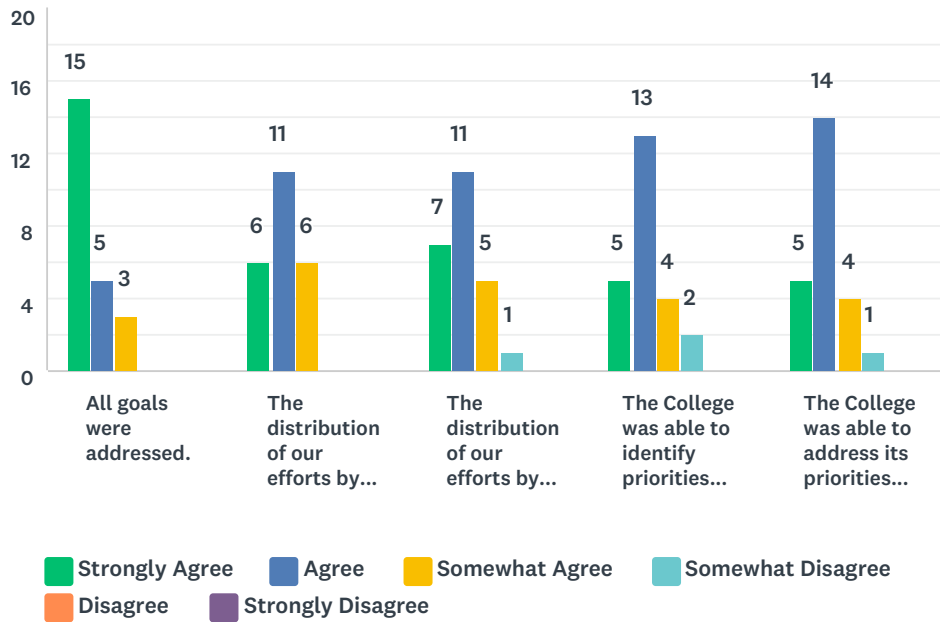


■ Strongly Agree
 ■ Agree
 ■ Somewhat Agree
 ■ Somewhat Disagree
■ Disagree
 ■ Strongly Disagree

	STRONGLY AGREE	AGREE	SOMEWHAT AGREE	SOMEWHAT DISAGREE	DISAGREE	STRONGLY DISAGREE	TOTAL	WEIGHTED AVERAGE
All clusters participated in SEMP-based planning.	70.83% 17	29.17% 7	0.00% 0	0.00% 0	0.00% 0	0.00% 0	24	5.71
Clusters met their planning and reporting requirements.	25.00% 6	58.33% 14	12.50% 3	4.17% 1	0.00% 0	0.00% 0	24	5.04

Q2 Focus - Priorities - Coverage

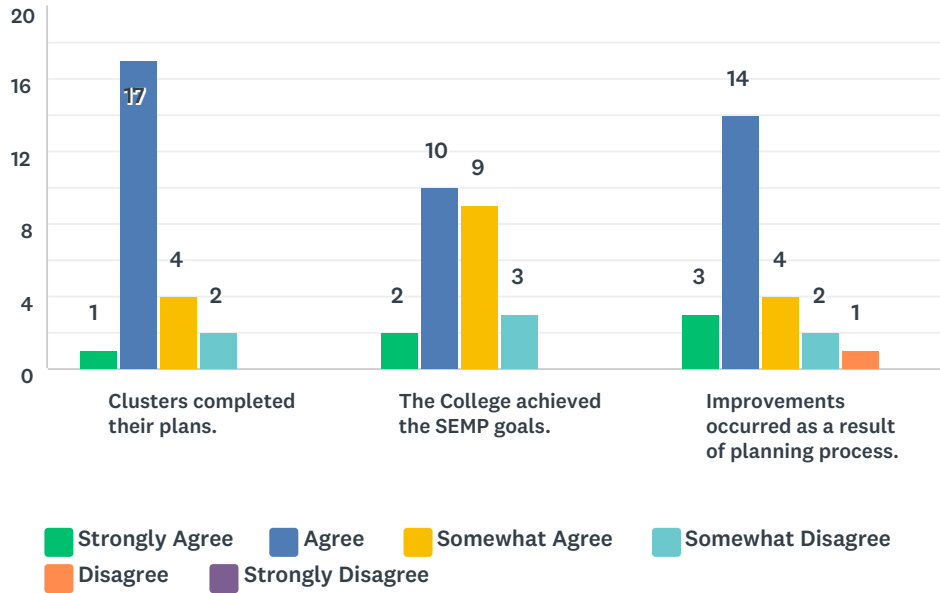
Answered: 24 Skipped: 0



	STRONGLY AGREE	AGREE	SOMEWHAT AGREE	SOMEWHAT DISAGREE	DISAGREE	STRONGLY DISAGREE	TOTAL	WEIGHTED AVERAGE
All goals were addressed.	65.22% 15	21.74% 5	13.04% 3	0.00% 0	0.00% 0	0.00% 0	23	5.52
The distribution of our efforts by GOAL/OUTCOME was appropriate.	26.09% 6	47.83% 11	26.09% 6	0.00% 0	0.00% 0	0.00% 0	23	5.00
The distribution of our efforts by CLUSTER was appropriate.	29.17% 7	45.83% 11	20.83% 5	4.17% 1	0.00% 0	0.00% 0	24	5.00
The College was able to identify priorities using the SEMP.	20.83% 5	54.17% 13	16.67% 4	8.33% 2	0.00% 0	0.00% 0	24	4.88
The College was able to address its priorities using the SEMP.	20.83% 5	58.33% 14	16.67% 4	4.17% 1	0.00% 0	0.00% 0	24	4.96

Q3 Outcome Achievement

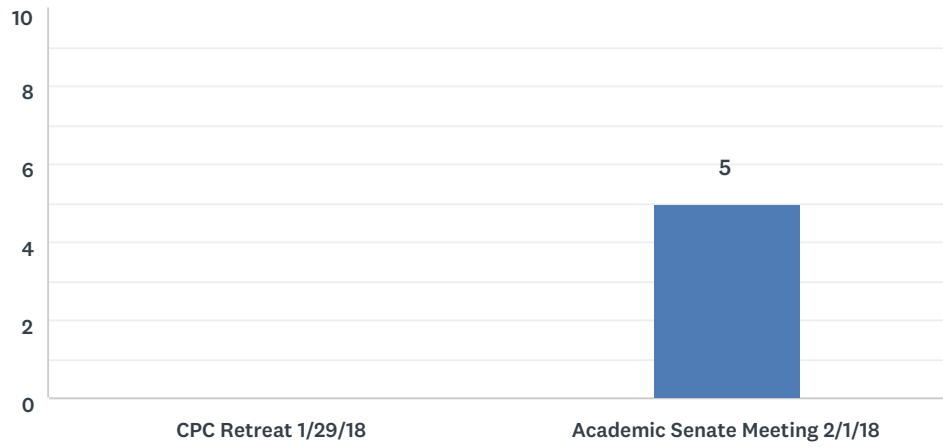
Answered: 24 Skipped: 0



	STRONGLY AGREE	AGREE	SOMEWHAT AGREE	SOMEWHAT DISAGREE	DISAGREE	STRONGLY DISAGREE	TOTAL	WEIGHTED AVERAGE
Clusters completed their plans.	4.17% 1	70.83% 17	16.67% 4	8.33% 2	0.00% 0	0.00% 0	24	4.71
The College achieved the SEMP goals.	8.33% 2	41.67% 10	37.50% 9	12.50% 3	0.00% 0	0.00% 0	24	4.46
Improvements occurred as a result of planning process.	12.50% 3	58.33% 14	16.67% 4	8.33% 2	4.17% 1	0.00% 0	24	4.67

Q4 Source of Survey

Answered: 5 Skipped: 19



ANSWER CHOICES	RESPONSES	
CPC Retreat 1/29/18	0.00%	0
Academic Senate Meeting 2/1/18	100.00%	5
TOTAL		5